



2024

Sector Data for Economic Growth



SPECIAL EDITION

(PRINTED 6/24)

Rebecca Martin, CCE, IOM
President & CEO

Susie Magdaleno
Administrative Coordinator

Zander Spain Greene
Communications & Program
Coordinator

Anthony Carrillo
Graphic Designer

BOARD OF DIRECTORS

Dan Eisenman, Chair
Equalus, LLC

Shawn Harju, Vice Chair
Chrysalis Solutions, PLLC

Jeannette Ramirez, Treasurer
JRComputax

Greg Garcia, Past Chair
Citylight Financial, Inc

Dr. Dani Pfeiffer, Ed.D
Federal Way Public
School District

Dr. John Mosby
Highline College

Sara Oh
Kumon

Kim Zier Suchan
Caffé D'arte, LLC

Jaime Monje
Azteca

Katie Krause
Village Green Senior Living

Garvaundo Hamilton
Karaoke Idols Inc.

Michelle Wallace
Keller Williams Puget Sound

Brooke Lolnitz
Red Canoe Credit Union

The Data Story **OF OUR ECONOMY**

Who are we as a business community and where are we going? The Greater Federal Way Chamber of Commerce wants to know and looks at the economic data to tell the story. It's a story of jobs and wages, of past and projected growth. It's a data storyline with both balanced caution and educated possibility.



Rebecca Martin, CCE, IOM
Greater Federal Way
Chamber CEO

In addition to measuring the impact of the key Federal Way business sectors and focus industries of Washington industries, we track how our economic hub compares to King and Pierce Counties, cities of Tacoma and Seattle, as well as the state.

Comparison within sectors is not about competition; it's about recognizing stability, identifying growth, and supporting strength within an economic ecosystem. The 2024 story, for example, tells us we are a hotspot for talent in aerospace, construction, and retail and accommodation. How we work and live in that ecosystem is a story of economic inflow and outflow.

According to the U.S. Census, 37,801 live in Federal Way and are employed outside the city, 60% earning more than \$3,333 per month. Internal jobs filled by outside workers account for 27,053 of the workforce, 56% earning more than \$3,333. And 4,596 of residents live and work in Federal Way, 58% earn less than \$3,333.

The story continues online with detailed economic dashboards on resiliency, labor force & skill sets, occupational diversity, quality of life, housing, and workforce, at fedwaychamber.com.

For our Chamber network, it's not really a question of who we are. Rather, it's a series of chapters with relevant data telling the story of our economic success. It's a story the Chamber will continue to tell as we Take the Federal Way to a prosperous future.

Contents

FEDERAL WAY ECONOMIC OVERVIEW

Federal Way Stats **3**
Housing Analysis **4**
Earnings Inflow/
Outflow Analysis **5**

WASHINGTON HIGH GROWTH SECTORS

Aerospace **6**
Agribusiness **8**
Forest Products **10**
ICT **12**
Life Sciences **14**
Maritime **16**

FEDERAL WAY KEY SECTORS

Retail &
Accommodation **18**
Business
Services **20**
Healthcare **22**
Construction **24**

Sponsored in part by:



Data provided by:



Publication design by



CLARE PARFITT GRAPHIC DESIGN

Marketing by



Team Watkins Advertising & PR


Federal Way overview

104630

1.8%
difference
from 2023

TOTAL POPULATION

The number of people residing in Federal Way.
Source: U.S. Census (American Community Survey)



2023
Source: Lightcast



71%
difference
from 2023

The number of businesses holding a lease in a commercial property in Federal Way.
Source: Lightcast

\$ **\$81,500**

\$ **Median Household Income**

\$ Household income is a measure of the combined income of a household, and the median value is the middle of all values measured in Federal Way.
Source: U.S. Census (American Community Survey)

13% difference from 2023

51,250
Labor Force

The number of workers employed in Federal Way.
Source: Bureau of Labor Statistics (Quarterly Census on Earnings and Wages)

19% difference from 2023





11.8% Poverty Rate

The percent of the population in Federal Way at or below the poverty threshold. **Source:** U.S. Census (American Community Survey)

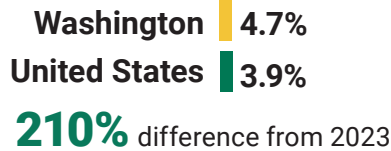


27.6% College Educated

The percent of the population in Federal Way with a college degree or higher. **Source:** U.S. Census (American Community Survey)



The percent of the population in Federal Way that is unemployed. **Source:** U.S. Census (American Community Survey)



FEDERAL WAY HOUSING ANALYSIS



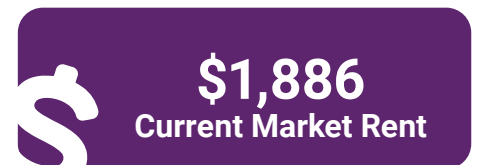
The median home value is the middle value of all homes in Federal Way, including single family homes and other types of housing units. **Source:** Neighborhood Scout

2.3% difference from 2023



The homeownership rate is the percent of housing units occupied in Federal Way that are occupied by the owner versus occupied by a tenant. **Source:** Neighborhood Scout

-0.1% difference from 2023

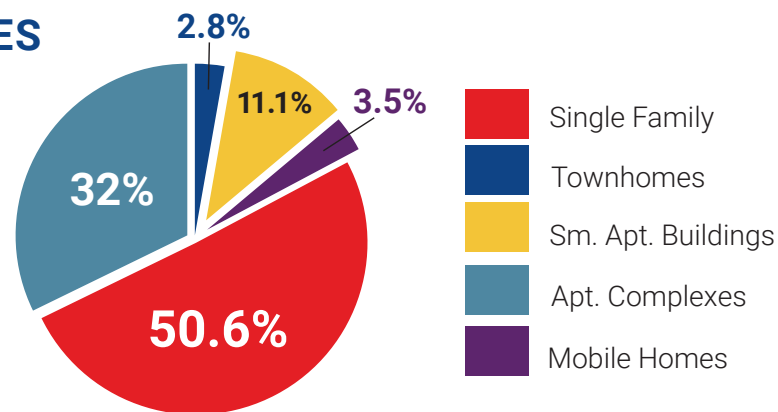


The current market rent is the average rent paid for market-rate homes and other rental units in Federal Way. **Source:** Neighborhood Scout

-16% difference from 2023

TYPES OF HOMES

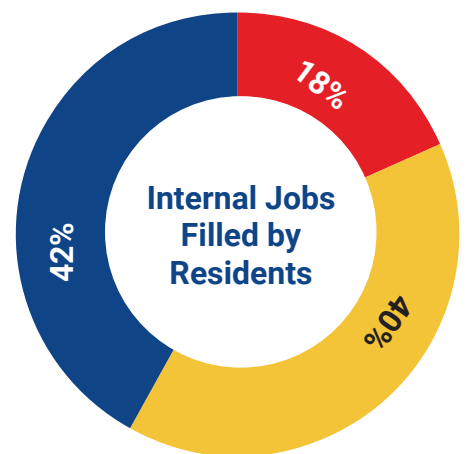
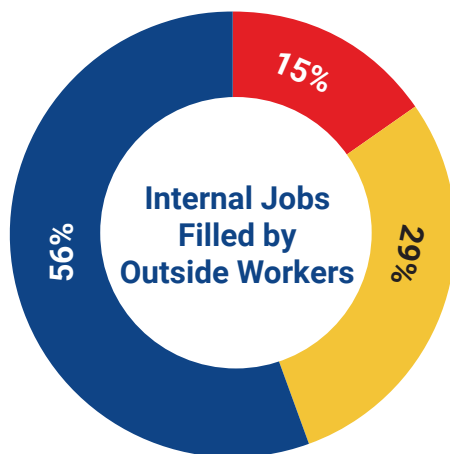
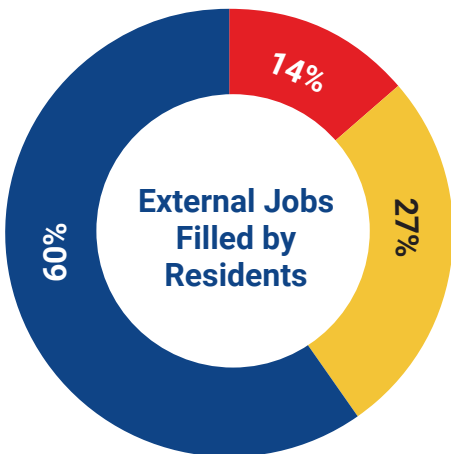
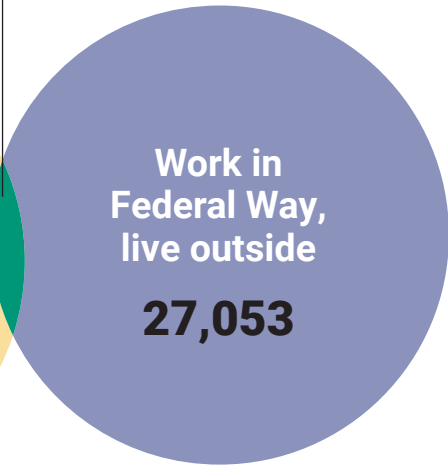
The percent of homes in Federal Way by property type. **Source:** Neighborhood Scout



Economic Inflow/Outflow

Federal Way Earnings Analysis

Live and work
in Federal Way
4,596



- Earning \$1,250 per month or less
- Earning \$1,251 to \$3,333 per month
- Earning More than \$3,333 per month

Source: US Census Bureau, 2021



Aerospace Economy in Federal Way

This report provides an overview of the economic impact of the aerospace industry in Federal Way, Washington. The area is a hotspot for this kind of talent. The national average for an area this size is 136 employees, while there are **330** here. Earnings per job are above the national average. The national average salary for your industries in an area this size is \$145,839, while in your area it is **\$172,559**.



\$172,559
Average Wage

The average aerospace industry wage paid in Federal Way. **Source:** Lightcast
-1% difference from 2023



330
Industry Jobs

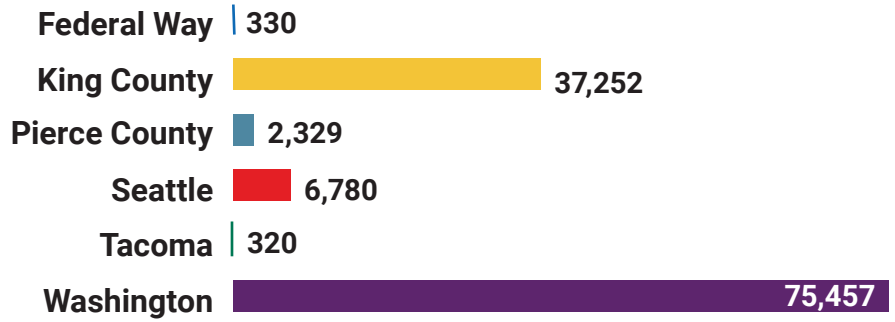
The number of aerospace industry jobs in Federal Way. **Source:** Lightcast
-2.4% difference from 2023

 **-12%**
Past Growth (2018-2023)

 **-7%**
Projected Growth (2023-2028)

Measuring Aerospace Economy

JOBS



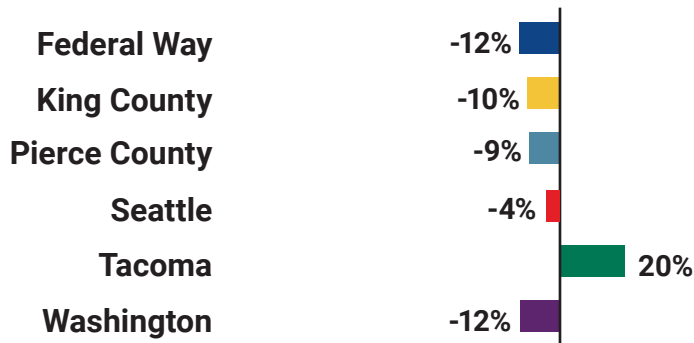
Number of jobs in this sector in the location specified, 2023. **Source:** Lightcast.

AVERAGE EARNINGS



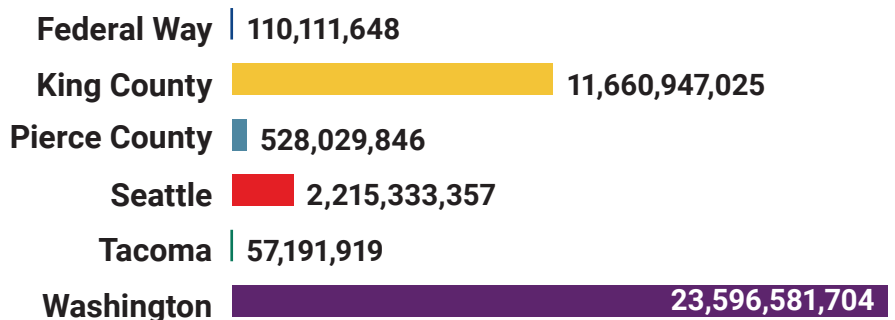
The average industry pay is calculated based on salaries of residents working in this sector, 2023. The salaries are added together, then divided by the number of residents employed in the sector. The result is the average industry pay for the location specified. **Source:** Lightcast.

% JOB CHANGE



Percent change in number of jobs in the location specified over the past year. **Source:** Lightcast.

GROSS REGIONAL PRODUCT



Gross regional product (GRP) is a monetary measure of the market value of all final goods and services produced in a region. **Source:** Lightcast.



Agribusiness Economy in Federal Way

This report provides an overview of the economic impact of the agribusiness industry in Federal Way, Washington. The area is not a hotspot for this kind of talent. The national average for an area this size is 812 employees, while there are **14** here. Earnings per job are about the same as the national average. The national average salary for your industries in an area this size is \$66,968, while in your area it is **\$69,813**.



\$69,813
Average Wage

The average agribusiness industry wage paid in Federal Way. **Source:** Lightcast

21% difference from 2023



14
Industry Jobs

The number of agribusiness industry jobs in Federal Way. **Source:** Lightcast

-265% difference from 2023



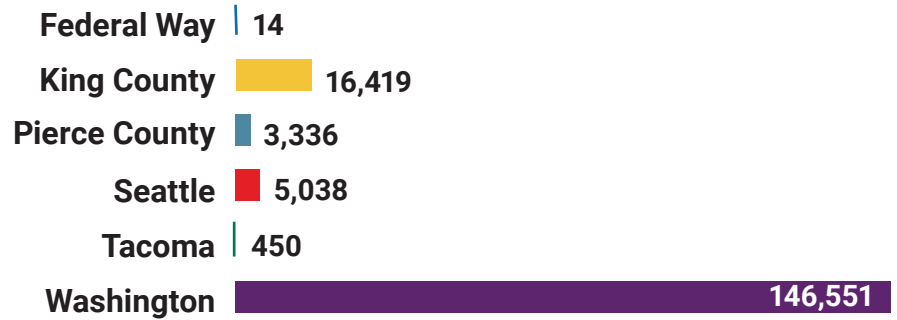
-94%
Past Growth (2018-2023)



17%
Projected Growth (2023-2028)

Measuring Agribusiness Economy

JOBS



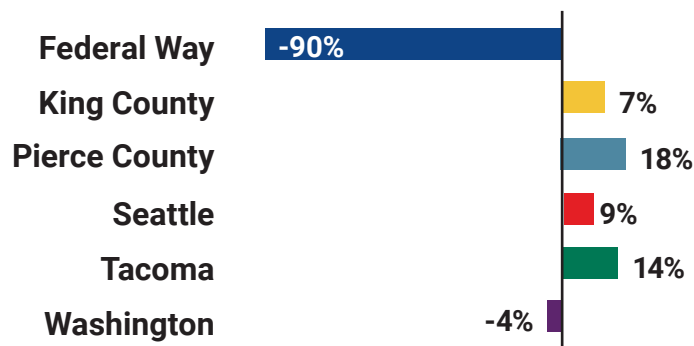
Number of jobs in this sector in the location specified, 2023. *Source: Lightcast.*

AVERAGE EARNINGS



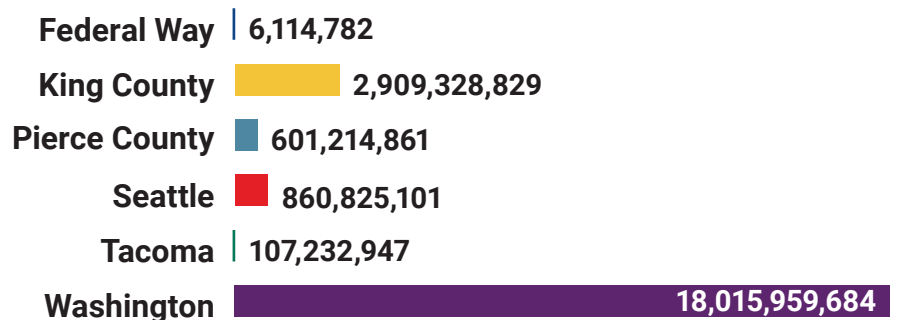
The average industry pay is calculated based on salaries of residents working in this sector, 2023. The salaries are added together, then divided by the number of residents employed in the sector. The result is the average industry pay for the location specified. *Source: Lightcast.*

% JOB CHANGE



Percent change in number of jobs in the location specified over the past year. *Source: Lightcast.*

GROSS REGIONAL PRODUCT



Gross regional product (GRP) is a monetary measure of the market value of all final goods and services produced in a region. *Source: Lightcast.*



Forest Products Economy in Federal Way

This report provides an overview of the economic impact of the forest products industry in Federal Way, Washington. The area is about average for this kind of talent. The national average for an area this size is 448 employees, while there are **419** here. Earnings per job are about the same as the national average. The national average salary for your industries in an area this size is \$79,969, while in your area it is **\$87,183**.



\$87,183
Average Wage

The average forest products industry wage paid in Federal Way. **Source:** Lightcast

12.5% difference from 2023



419
Industry Jobs

The number of forest products industry jobs in Federal Way. **Source:** Lightcast

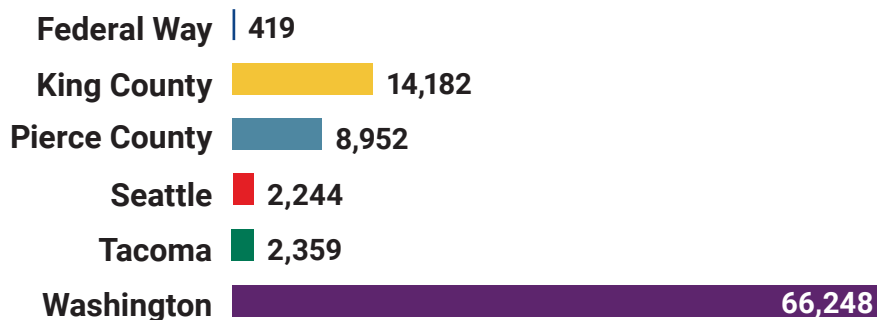
-2% difference from 2023

8%
Past Growth (2018-2023)

5%
Projected Growth (2023-2028)

Measuring Forest Products Economy

JOBS



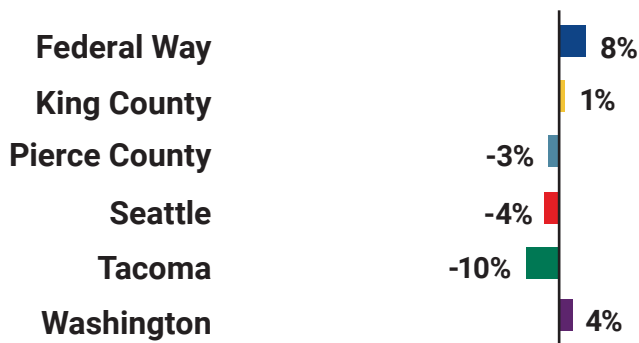
Number of jobs in this sector in the location specified, 2023. **Source:** Lightcast.

AVERAGE EARNINGS



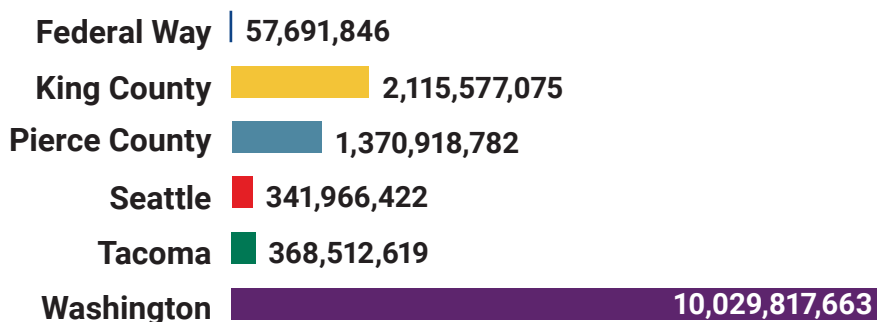
The average industry pay is calculated based on salaries of residents working in this sector, 2023. The salaries are added together, then divided by the number of residents employed in the sector. The result is the average industry pay for the location specified. **Source:** Lightcast.

% JOB CHANGE



Percent change in number of jobs in the location specified over the past year. **Source:** Lightcast.

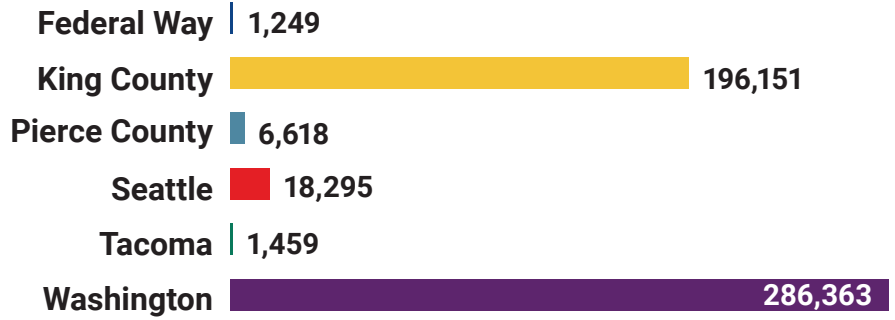
GROSS REGIONAL PRODUCT



Gross regional product (GRP) is a monetary measure of the market value of all final goods and services produced in a region. **Source:** Lightcast.

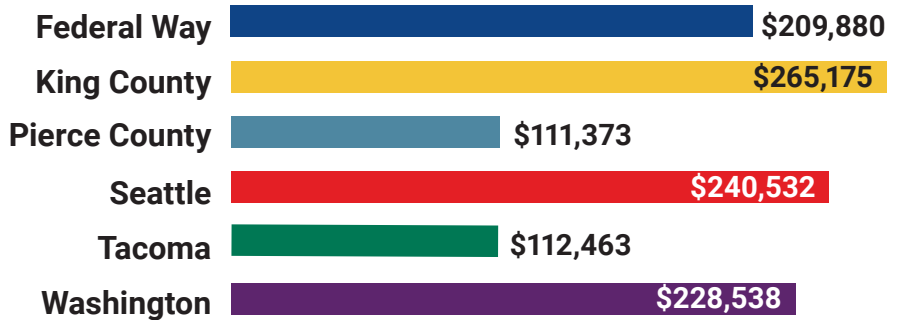
Measuring ICT Economy

JOBS




Number of jobs in this sector in the location specified, 2023. **Source:** Lightcast.

AVERAGE EARNINGS



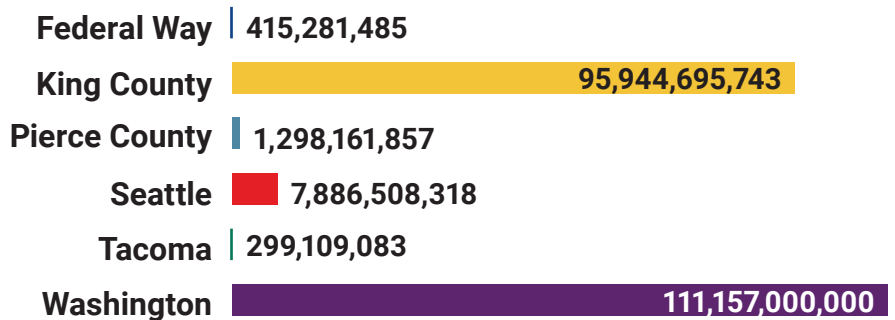
The average industry pay is calculated based on salaries of residents working in this sector, 2023. The salaries are added together, then divided by the number of residents employed in the sector. The result is the average industry pay for the location specified. **Source:** Lightcast.

% JOB CHANGE



Percent change in number of jobs in the location specified over the past year. **Source:** Lightcast.

GROSS REGIONAL PRODUCT



Gross regional product (GRP) is a monetary measure of the market value of all final goods and services produced in a region. **Source:** Lightcast.



Life Sciences Economy in Federal Way

This report provides an overview of the economic impact of the life sciences industry in Federal Way, Washington. Federal Way is not a hotspot for this kind of talent. The national average for an area this size is **3,137** employees, while there are **2,534** here. Earnings per job are below the national average. The national average salary for your industries in an area this size is \$88,993, while in your area it is **\$82,629**.



\$82,629
Average Wage

The average life science industry wage paid in Federal Way. **Source:** Lightcast

10.5% difference from 2023



2,534
Industry Jobs

The number of life science industry jobs in Federal Way. **Source:** Lightcast

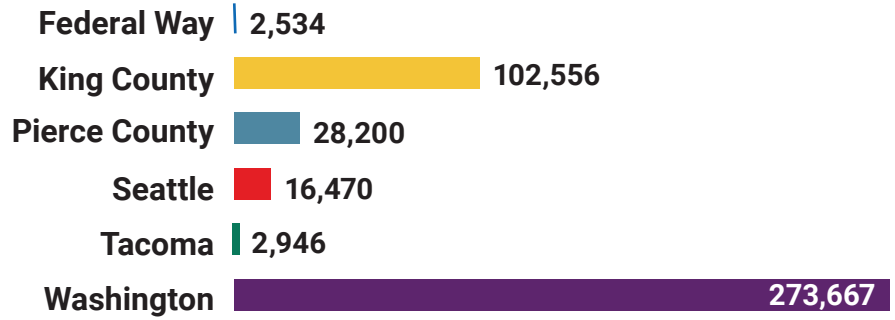
8% difference from 2023

 **-22%**
Past Growth (2018-2023)

 **-11%**
Projected Growth (2023-2028)

Measuring Life Sciences Economy

JOBS



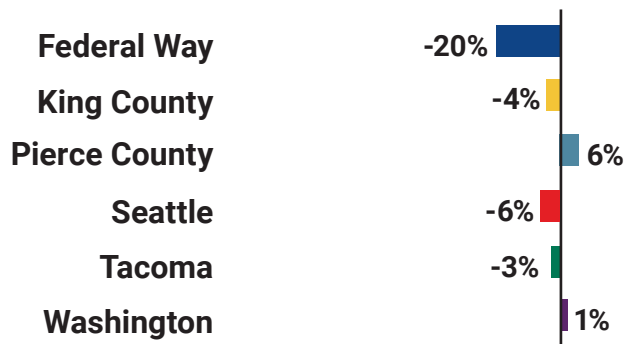
Number of jobs in this sector in the location specified, 2023. **Source:** Lightcast.

AVERAGE EARNINGS



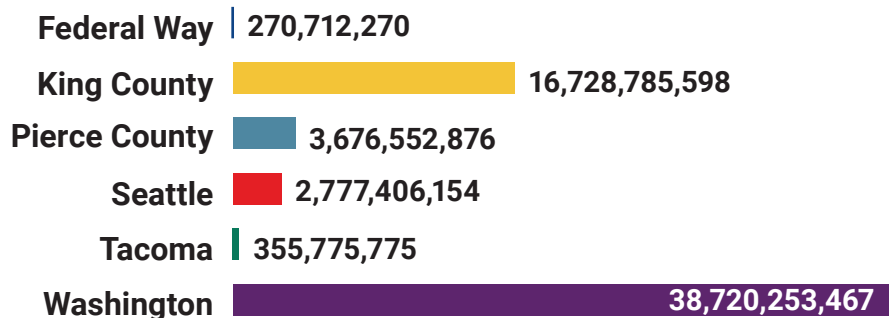
The average industry pay is calculated based on salaries of residents working in this sector, 2023. The salaries are added together, then divided by the number of residents employed in the sector. The result is the average industry pay for the location specified. **Source:** Lightcast.

% JOB CHANGE



Percent change in number of jobs in the location specified over the past year. **Source:** Lightcast.

GROSS REGIONAL PRODUCT



Gross regional product (GRP) is a monetary measure of the market value of all final goods and services produced in a region. **Source:** Lightcast.



Maritime Economy in Federal Way

This report provides an overview of the economic impact of the maritime industry in Federal Way, Washington. The area is not a hotspot for this kind of talent. The national average for an area this size is 68 employees, while there are **11** here. Earnings per job are above the national average. The national average salary for this industry in an area this size is \$100,238, while in your area it is **\$117,880**.



\$117,880
Average Wage

The average maritime industry wage paid in Federal Way. **Source:** Lightcast

-17% difference from 2023



11
Industry Jobs

The number of maritime industry jobs in Federal Way. **Source:** Lightcast

-270% difference from 2023



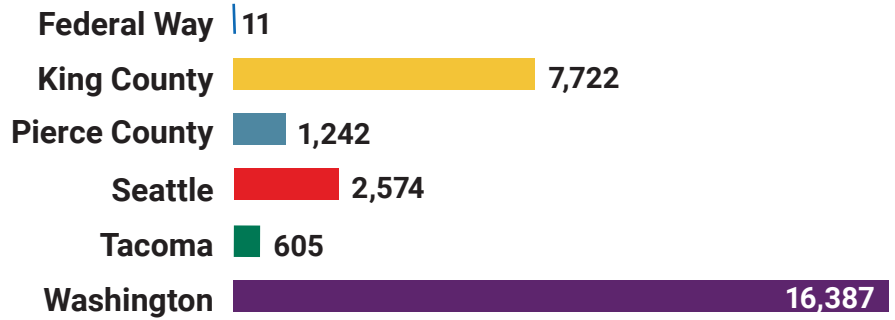
-78%
Past Growth (2018-2023)



164%
Projected Growth (2023-2028)

Measuring Maritime Economy

JOBS



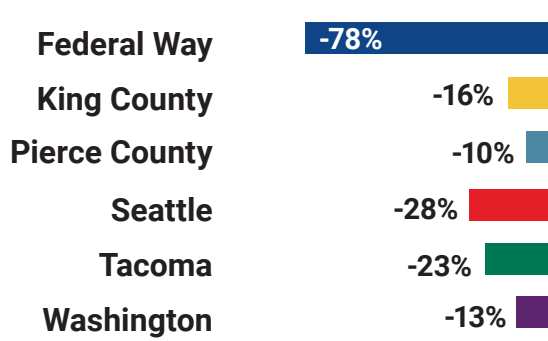
Number of jobs in this sector in the location specified, 2023. **Source:** Lightcast.

AVERAGE EARNINGS



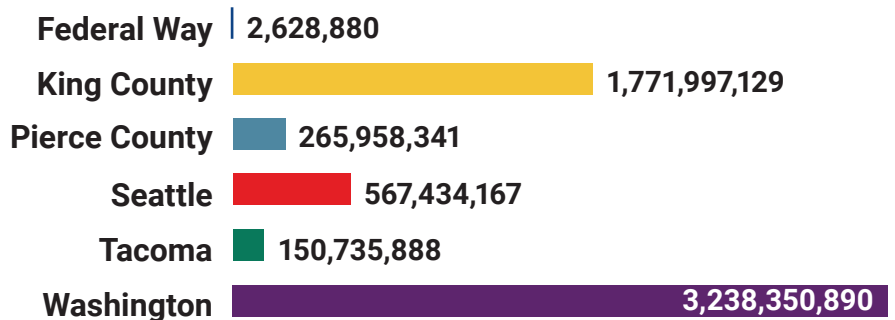
The average industry pay is calculated based on salaries of residents working in this sector, 2023. The salaries are added together, then divided by the number of residents employed in the sector. The result is the average industry pay for the location specified. **Source:** Lightcast.

% JOB CHANGE



Percent change in number of jobs in the location specified over the past year. **Source:** Lightcast.

GROSS REGIONAL PRODUCT



Gross regional product (GRP) is a monetary measure of the market value of all final goods and services produced in a region. **Source:** Lightcast.



Retail & Accommodation

Economy in Federal Way

This report provides an overview of the economic impact of the retail and accommodation services industry in Federal Way, Washington. The area is a hotspot for this kind of talent. The national average for an area this size is 960 employees, while there are **1,419** here. Earnings per job are above the national average. The national average salary for your industries in an area this size is \$39,123, while in your area it is **\$54,611**.



\$54,611
Average Wage

The average retail and accommodation industry wage paid in Federal Way. **Source:** Lightcast
11% difference from 2023



1,419
Industry Jobs

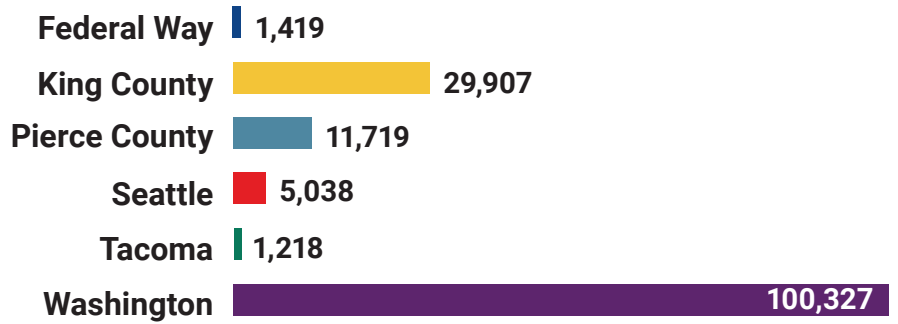
The number of retail and accommodation industry jobs in Federal Way. **Source:** Lightcast
40% difference from 2023

 **-33%**
Past Growth (2018-2023)

 **-48%**
Projected Growth (2023-2028)

Measuring Retail & Accommodation Economy

JOBS



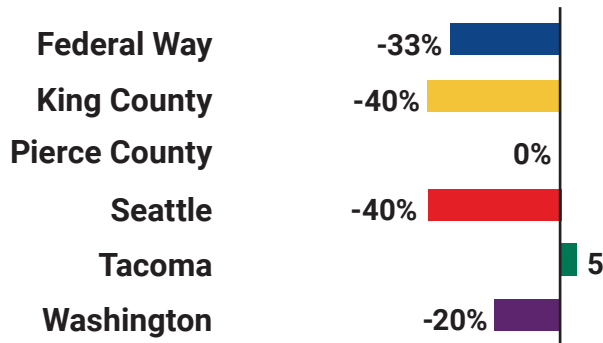
Number of jobs in this sector in the location specified, 2023. **Source:** Lightcast.

AVERAGE EARNINGS



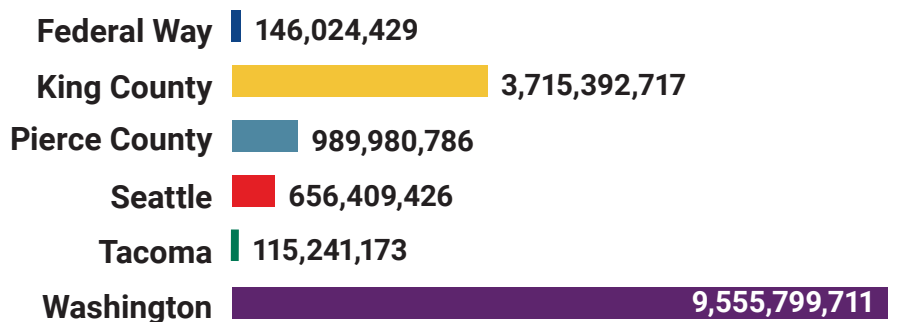
The average industry pay is calculated based on salaries of residents working in this sector, 2023. The salaries are added together, then divided by the number of residents employed in the sector. The result is the average industry pay for the location specified. **Source:** Lightcast.

% JOB CHANGE



Percent change in number of jobs in the location specified over the past year. **Source:** Lightcast.

GROSS REGIONAL PRODUCT



Gross regional product (GRP) is a monetary measure of the market value of all final goods and services produced in a region. **Source:** Lightcast.



Business Services

Economy in Federal Way

This report provides an overview of the economic impact of the business services industry in Federal Way, Washington. The area is not a hotspot for this kind of talent. The national average for an area this size is 2,189 employees, while there are **1,182** here. Earnings per job are above the national average. The national average salary for your industries in an area this size is \$144,295, while in your area it is **\$195,300**.



\$195,300
Average Wage

The average business services industry wage paid in Federal Way. **Source:** Lightcast

21% difference from 2023



1,182
Industry Jobs

The number of business services industry jobs in Federal Way. **Source:** Lightcast

3% difference from 2023



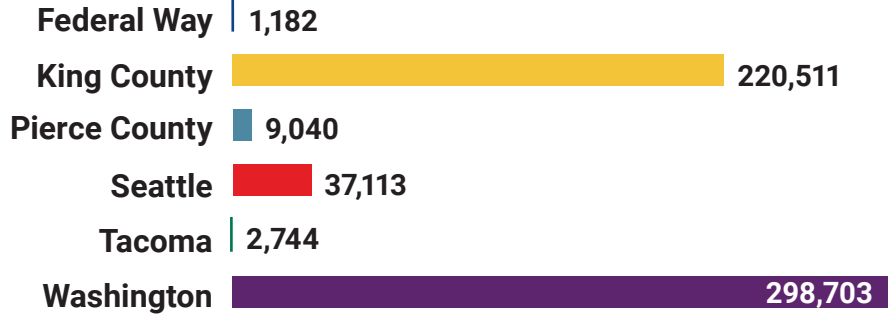
-33%
Past Growth (2018-2023)



-48%
Projected Growth (2023-2028)

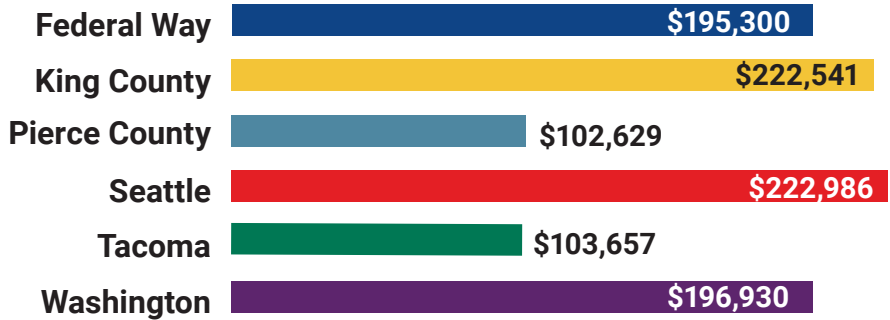
Measuring Business Services Economy

JOBS



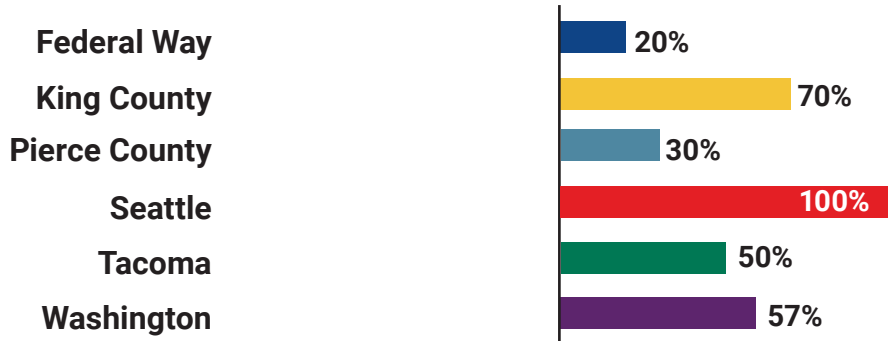
Number of jobs in this sector in the location specified, 2023. **Source:** Lightcast.

AVERAGE EARNINGS



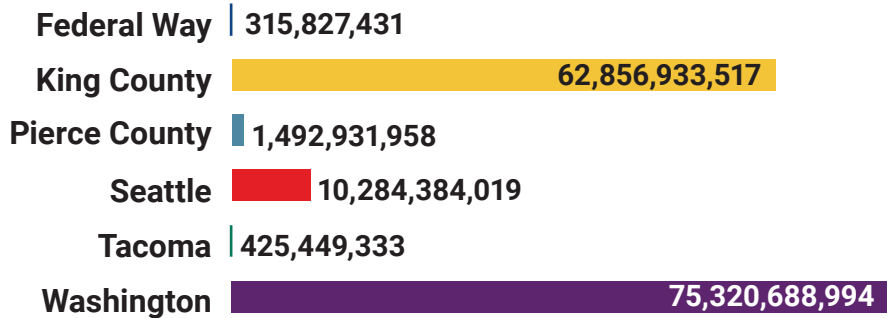
The average industry pay is calculated based on salaries of residents working in this sector, 2023. The salaries are added together, then divided by the number of residents employed in the sector. The result is the average industry pay for the location specified. **Source:** Lightcast.

% JOB CHANGE



Percent change in number of jobs in the location specified over the past year. **Source:** Lightcast.

GROSS REGIONAL PRODUCT



Gross regional product (GRP) is a monetary measure of the market value of all final goods and services produced in a region. **Source:** Lightcast.



Healthcare Economy in Federal Way

This report provides an overview of the economic impact of the healthcare industry in Federal Way, Washington. The area is about average for this kind of talent. The national average for an area this size is 3,907 employees, while there are **3,686** here. Earnings per job are about the same as the national average. The national average salary for your industries in an area this size is \$85,718, while in your area it is **\$81,916**.



\$81,916
Average Wage

The average healthcare industry wage paid in Federal Way. **Source:** Lightcast
-1% difference from 2023



3,686
Industry Jobs

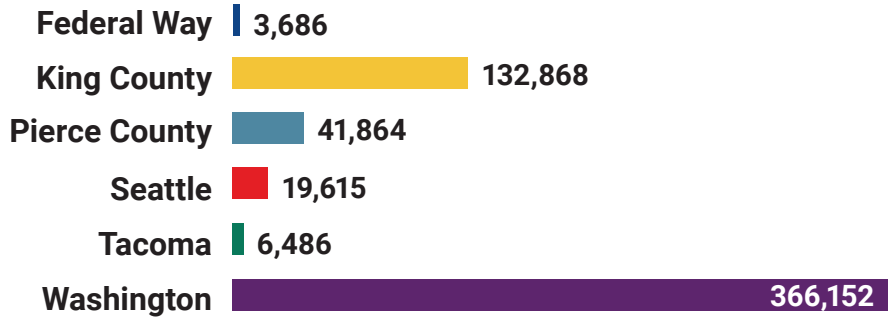
The number of healthcare industry jobs in Federal Way. **Source:** Lightcast
-1% difference from 2023

 **-20%**
Past Growth (2018-2023)

 **-13%**
Projected Growth (2023-2028)

Measuring Healthcare Economy

JOBS



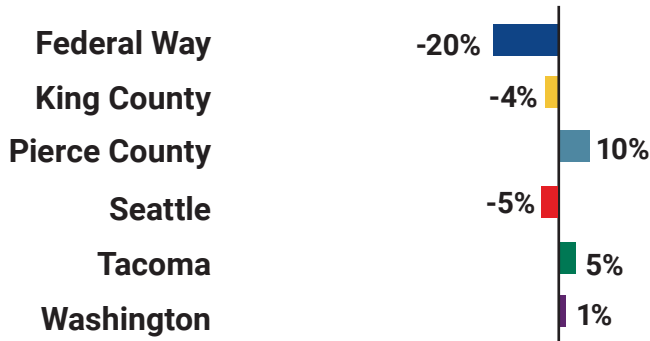
Number of jobs in this sector in the location specified, 2023. *Source: Lightcast.*

AVERAGE EARNINGS



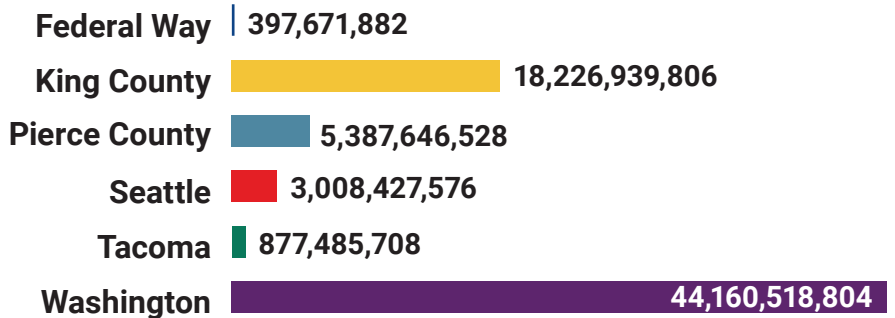
The average industry pay is calculated based on salaries of residents working in this sector, 2023. The salaries are added together, then divided by the number of residents employed in the sector. The result is the average industry pay for the location specified. *Source: Lightcast.*

% JOB CHANGE



Percent change in number of jobs in the location specified over the past year. *Source: Lightcast.*

GROSS REGIONAL PRODUCT



Gross regional product (GRP) is a monetary measure of the market value of all final goods and services produced in a region. *Source: Lightcast.*



Construction

Economy in Federal Way

This report provides an overview of the economic impact of the construction industry in Federal Way, Washington. The area is a hotspot for this kind of talent. The national average for an area this size is 2,353 employees, while there are **2,887** here. Earnings per job are above the national average. The national average salary for your industries in an area this size is \$85,698, while in your area it is **\$102,834**.



The average manufacturing industry wage paid in Federal Way. **Source:** Lightcast
11% difference from 2023

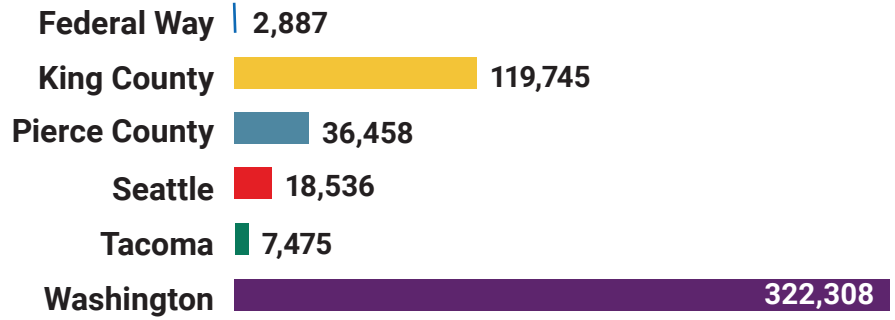


The number of manufacturing industry jobs in Federal Way. **Source:** Lightcast
-17% difference from 2023



Measuring Construction Economy

JOBS



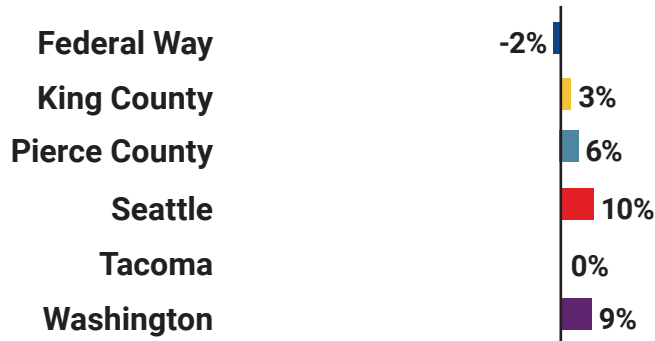
Number of jobs in this sector in the location specified, 2023. *Source: Lightcast.*

AVERAGE EARNINGS



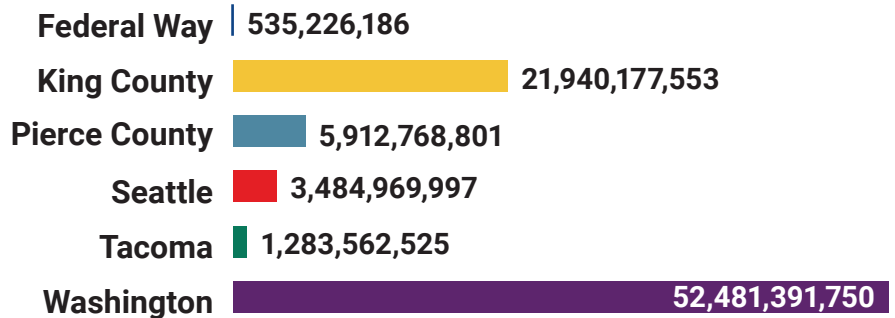
The average industry pay is calculated based on salaries of residents working in this sector, 2023. The salaries are added together, then divided by the number of residents employed in the sector. The result is the average industry pay for the location specified. *Source: Lightcast.*

% JOB CHANGE



Percent change in number of jobs in the location specified over the past year. *Source: Lightcast.*

GROSS REGIONAL PRODUCT



Gross regional product (GRP) is a monetary measure of the market value of all final goods and services produced in a region. *Source: Lightcast.*

METHODOLOGY

This report includes totalling 91,705 data points from 30 measures, collected from 2 public sources (described below). We also estimated 0 data points based on our estimation and projection methodology. Some of the summary data included in the report may not include suppressed data. Data suppression occurs in cases where private, identifying information would be disclosed. In most cases, this does not impact the total values presented in the report, but in cases where there are small industries or areas, data suppressions may reduce the accuracy of the data we can display.

SOURCES

LIGHTCAST

Website: <https://lightcast.io/>

American Community Survey

Website: <https://www.census.gov/programs-surveys/acs/data.html>; Data Year: 2029; The American Community Survey (ACS) publishes a rolling 5-year average profile of American communities.

Measures

Population, Race, Median Household Income, Unemployed Population, Employed Population, Population Below Poverty Level, Population with High School Diploma, Population with College Degree, Households, Median Home Value, Median Rent, Rent as Percentage of Income, Median Age, Poverty Rate, Percentage with High School Diploma, Percentage with College Degree, Unemployment Percentage.

Populations

Total, White alone, Black or African American alone, American Indian and Alaska Native alone, Asian alone, Native Hawaiian and Other Pacific Islander alone, Some other race alone, Two or more races.

Quarterly Census of Employment and Wages

Website: <https://www.bls.gov/cew/>; Data Year: 2029; The Quarterly Census of Employment and Wages (QCEW) program publishes a quarterly count of employment and wages reported by employers covering more than 95 percent of U.S. jobs, available at the county, MSA, state and national levels by industry.

Measures

Total Annual Wages, Taxable Annual Wages, Firms, Employment Level, Annual Contributions, Employment Growth (YoY Change), Firms (YoY Change), Wage Growth (YoY Change), Yearly Pay Growth (YoY Change), Average Industry Pay, Employment vs US Average, Wages vs US Average, Yearly Pay vs US Average.

Populations (Federal Way)

11 - Agriculture, Forestry, Fishing and Hunting, 21 - Mining, Quarrying, and Oil and Gas Extraction, 31-33 - Manufacturing, 22 - Utilities, 23 - Construction, 42 - Wholesale Trade, 44-45 - Retail Trade, 48-49 - Transportation and Warehousing, 51 - Information, 53 - Real Estate and Rental and Leasing, 55 - Management of Companies and Enterprises, 56 - Administrative and Support and Waste Management and Remediation Services, 61 - Educational Services, 62 - Health Care and Social Assistance, 52 - Finance and Insurance, 72 - Accommodation and Food Services, 81 - Other Services (except Public Administration), 92 - Public Administration, 71 - Arts, Entertainment, and Recreation, 54 - Professional, Scientific, and Technical Services.

Populations (Aerospace Industry Sector)

927 - Space Research and Technology, , 336411 - Aircraft Manufacturing, 336412 - Aircraft Engine and Engine Parts Manufacturing, 336414 - Guided Missile and Space Vehicle Manufacturing, 336415 - Guided Missile and Space Vehicle Propulsion Unit and Propulsion Unit Parts Manufacturing, 336413 - Other Aircraft Parts and Auxiliary Equipment Manufacturing, 336419 - Other Guided Missile and Space Vehicle Parts and Auxiliary Equipment Manufacturing.

Populations (Agribusiness Industry Sector)

311 - Food Manufacturing, 115 - Support Activities for Agriculture and Forestry, , 114 - Fishing, Hunting and Trapping, 112 - Animal Production and Aquaculture, 111 - Crop Production.

Populations (Forest Products Industry Sector)

113 - Forestry and Logging, 115 - Support Activities for Agriculture and Forestry, 321912 - Cut Stock, Resawing Lumber, and Planing, 322 - Paper Manufacturing, 333243 - Sawmill, Woodworking, and Paper Machinery Manufacturing, 4233 - Lumber and Other Construction Materials Merchant Wholesalers, 4241 - Paper and Paper Product Merchant Wholesalers.

Populations (ICT Industry Sector)

333242 - Semiconductor Machinery Manufacturing, 333316 - Photographic and Photocopying Equipment Manufacturing, 333318 - Other Commercial and Service Industry Machinery Manufacturing, 334111 - Electronic Computer Manufacturing, 334112 - Computer Storage Device Manufacturing, 334118 - Computer Terminal and Other Computer Peripheral Equipment Manufacturing, 334210 - Telephone Apparatus Manufacturing, 334220 - Radio and Television Broadcasting and Wireless Communications Equipment Manufacturing, 334310 - Audio and Video Equipment Manufacturing, 334412 - Bare Printed Circuit Board Manufacturing, 334413 - Semiconductor and Related Device Manufacturing, 334416 - Capacitor, Resistor, Coil, Transformer,

and Other Inductor Manufacturing, 334417 - Electronic Connector Manufacturing, 334418 - Printed Circuit Assembly (Electronic Assembly) Manufacturing, 334419 - Other Electronic Component Manufacturing, 334513 - Instruments and Related Products Manufacturing for Measuring, Displaying, and Controlling Industrial Process Variables, 334515 - Instrument Manufacturing for Measuring and Testing Electricity and Electrical Signals, 334516 - Analytical Laboratory Instrument Manufacturing, 334613 - Blank Magnetic and Optical Recording Media Manufacturing, 334614 - Software and Other Prerecorded Compact Disc, Tape, and Record Reproducing, 423430 - Computer and Computer Peripheral Equipment and Software Merchant Wholesalers, 511210 - Software Publishers, 515210 - Cable and Other Subscription Programming, 517110 - Wired Telecommunications Carriers, 517410 - Satellite Telecommunications, 517911 - Telecommunications Resellers, 517919 - All Other Telecommunications, 518210 - Data Processing, Hosting, and Related Services, 519130 - Internet Publishing and Broadcasting and Web Search Portals, 532420 - Office Machinery and Equipment Rental and Leasing, 541511 - Custom Computer Programming Services, 541512 - Computer Systems Design Services, 541513 - Computer Facilities Management Services, 541519 - Other Computer Related Services, 811212 - Computer and Office Machine Repair and Maintenance, 811213 - Communication Equipment Repair and Maintenance,.

Populations (Life Sciences Industry Sector)

3345 - Navigational, Measuring, Electromedical, and Control Instruments Manufacturing, 3391 - Medical Equipment and Supplies Manufacturing, 3254 - Pharmaceutical and Medicine Manufacturing, 54171 - Research and Development in the Physical, Engineering, and Life Sciences.

Populations (Maritime Industry Sector)

3117 - Seafood Product Preparation and Packaging, , 3366 - Ship and Boat Building, 48832 - Marine Cargo Handling, 11411 - Fishing, 483112 - Deep Sea Passenger Transportation, 483114 - Coastal and Great Lakes Passenger Transportation, 56152 - Tour Operators.

Populations (Retail & Accommodation Industry Sector)

441 - Motor Vehicle and Parts Dealers, 442 - Furniture and Home Furnishings Stores, 443 - Electronics and Appliance Stores, 444 - Building Material and Garden Equipment and Supplies Dealers, 446 - Health and Personal Care Stores, 445 - Food and Beverage Stores, 448 - Clothing and Clothing Accessories Stores, 447 - Gasoline Stations, 721 - Accommodation, 722 - Food Services and Drinking Places.

Populations (Business Services Industry Sector)

5415 - Computer Systems Design and Related Services, 5417 - Scientific Research and Development Services, 5411 - Legal Services, 5412 - Accounting, Tax Preparation, Bookkeeping, and Payroll Services, 5413 - Architectural, Engineering, and Related Services, 5414 - Specialized Design Services, 5416 - Management, Scientific, and Technical Consulting Services, 5418 - Advertising, Public Relations, and Related Services, 5419 - Other Professional, Scientific, and Technical Services.

Populations (Healthcare Industry Sector)

3391 - Medical Equipment and Supplies Manufacturing, 446 - Health and Personal Care Stores, 42345 - Medical, Dental, and Hospital Equipment and Supplies Merchant Wholesalers, 52411 - Direct Life, Health, and Medical Insurance Carriers, 621 - Ambulatory Health Care Services, 622 - Hospitals, 623 - Nursing and Residential Care Facilities.

Populations (Construction Industry Sector)

2362 - Nonresidential Building Construction, 4233 - Lumber and Other Construction Materials Merchant Wholesalers, 2361 - Residential Building Construction, 2371 - Utility System Construction, 2373 - Highway, Street, and Bridge Construction.

Thank you!

District 30 Legislators

State Senator

The Honorable Claire Wilson

State Representatives

The Honorable Jamila Taylor
The Honorable Kristine Reeves

This publication was supported in part by the state of Washington.

**GREATER FEDERAL WAY
Chamber of Commerce**

The Chamber of Commerce Building
31919 1st Ave S, Ste 202
Federal Way, WA 98003



This publication was printed/mailed by **Minuteman Press**

*Pivotal
Partners*



**FEDERAL WAY
PUBLIC SCHOOLS**
Each Scholar: A voice. A dream. A **BRIGHT** future.



woodbridge
CORPORATE PARK

*Sustaining
Partners*



*Cornerstone
Investors*



*Champion
Investors*

